

Mapping the Employment Landscape:

A Comprehensive Analysis of the situation in the Maldives Using

Census 2022

Working-age population

Resident Population



411,219
Total

281,131
Maldivian

130,088
Foreign



The proportion of foreigners to the total working-age population in Maldives is **32%** or **1** in every **3** people.

68%
Maldivian

50.7%
Male

32%
Foreign

49.3%
Female

Labour force participation rate

by Nationality and Locality

75.4

Total

64.2
Maldivian

99.4
Foreign

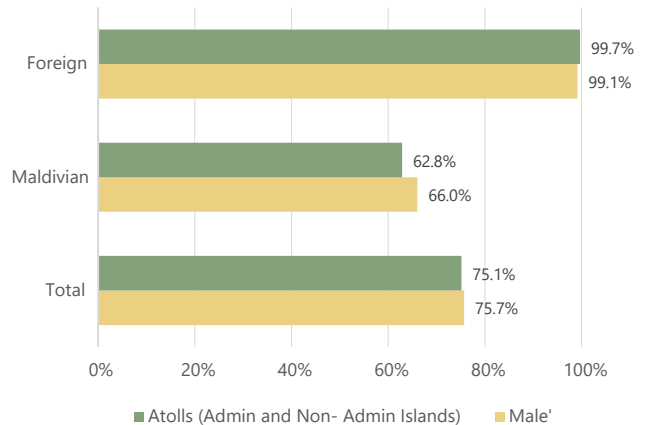
75.4%
Republic



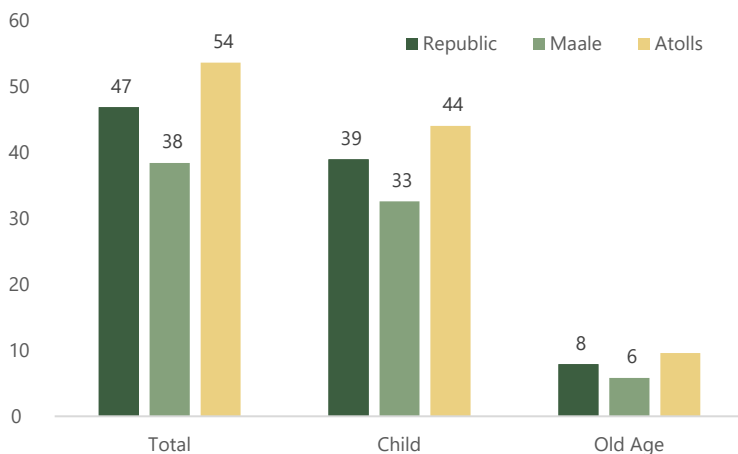
75.1%
Atolls



75.7%
Maale



Dependency ratio



Child dependency ratio in atoll is **11%** higher than that of Maale.



Old-age dependency ratio in Atolls is **4%** higher than Maale.



The overall dependency ratio in Atolls is **15%** higher than Maale



Maldives Bureau of Statistics
Ministry of Housing, Land & Urban Development



Mapping the Employment Landscape:

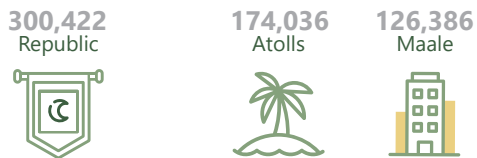
A Comprehensive Analysis of the situation in the Maldives Using

Census 2022

Employed population

Resident Population

300,422 Total
171,130 Maldivian
129,292 Foreign

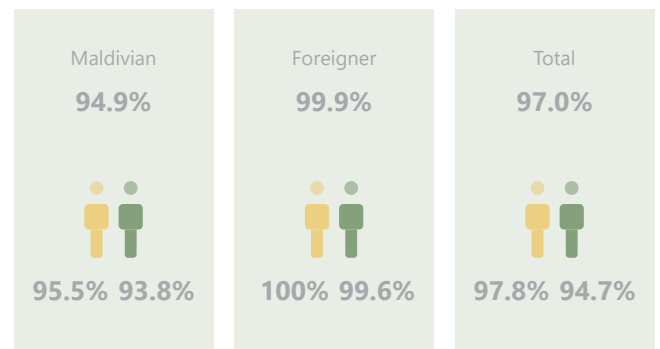


Employment-to-population ratio

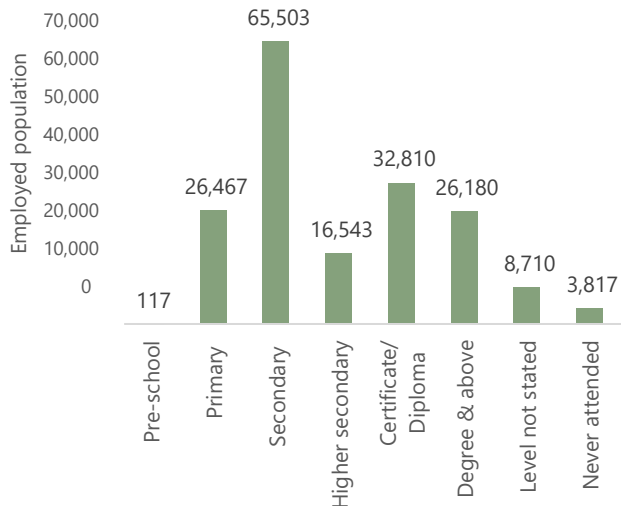
Resident Maldivian



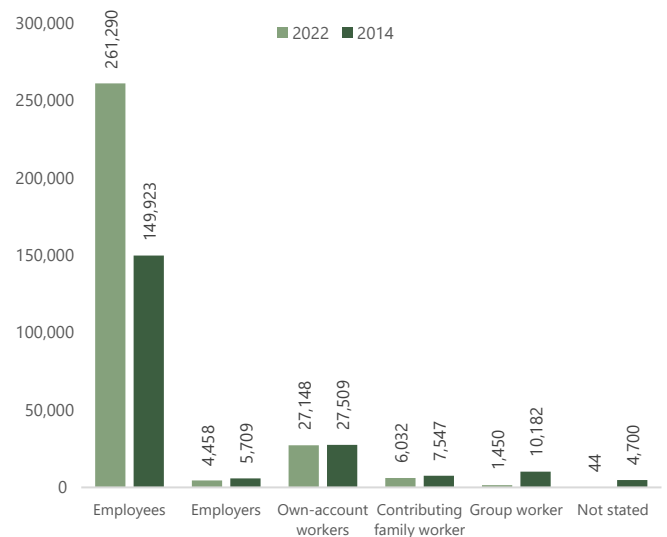
Employment Rate



Educational Attainment of Maldivian Employed

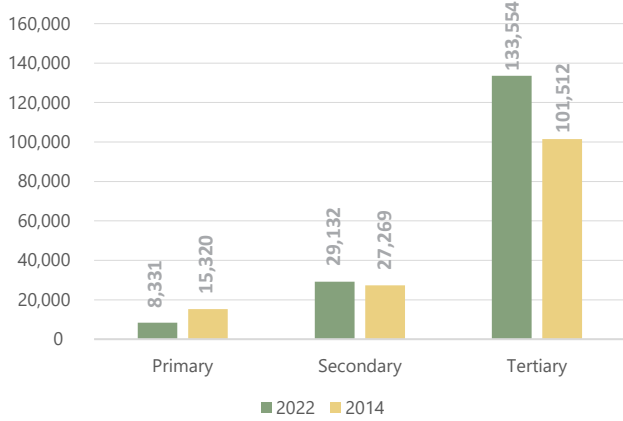


Employment Status

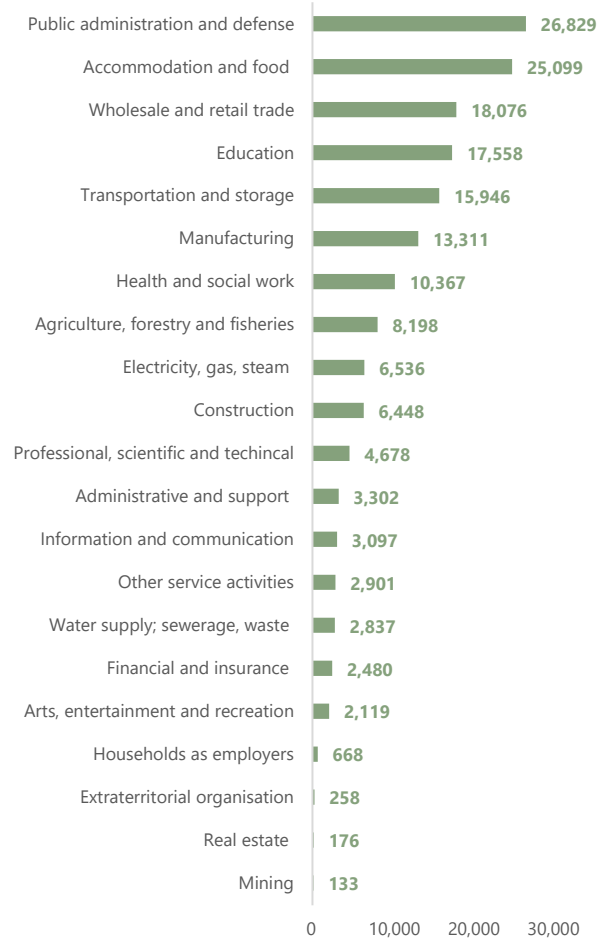


Mapping the Employment Landscape: A Comprehensive Analysis of the situation in the Maldives Using Census 2022

Employment by broad branch of economic activity, 2022 & 2014



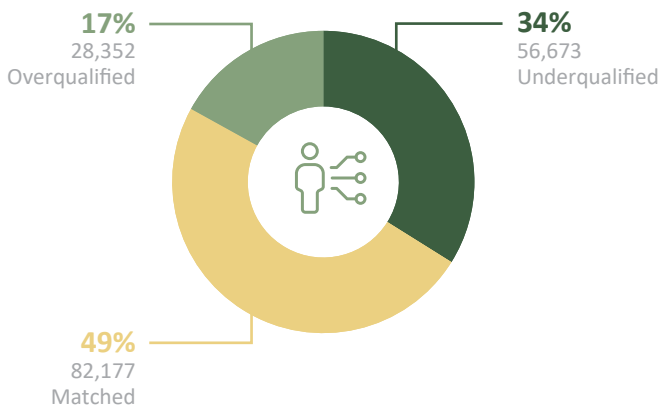
Employment by Industry Resident Maldivian



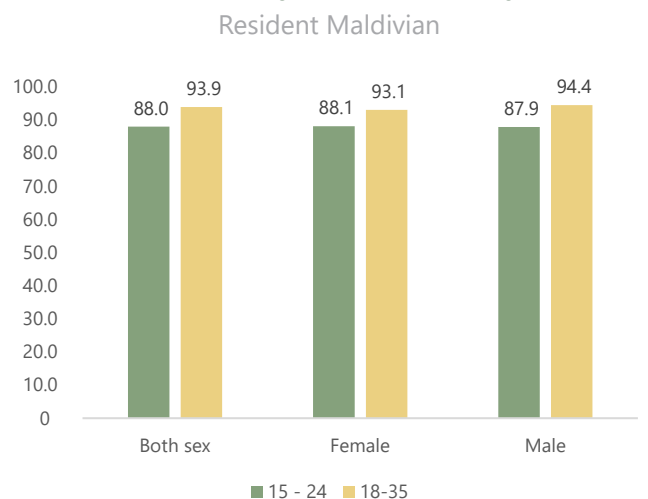
Employment in Managerial Positions by Sex Resident Maldivian



Skills Mismatch Resident Maldivian



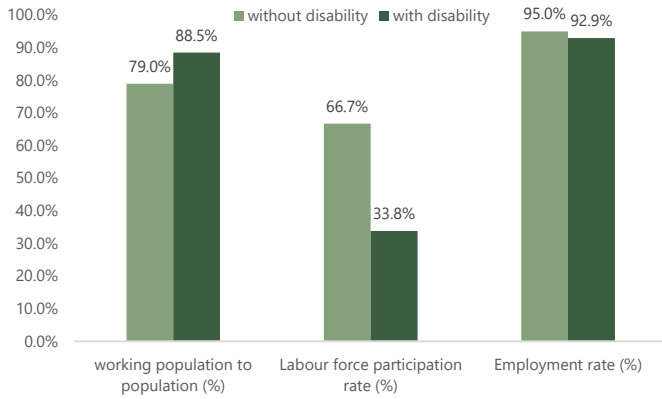
Youth Employment Rate by Sex Resident Maldivian



Mapping the Employment Landscape: A Comprehensive Analysis of the situation in the Maldives Using Census 2022

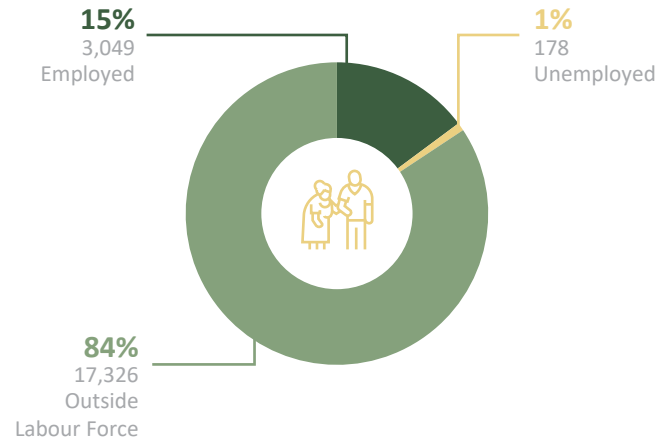
Main labour force indicators of persons with disability

Resident Maldivian



Elderly Workers

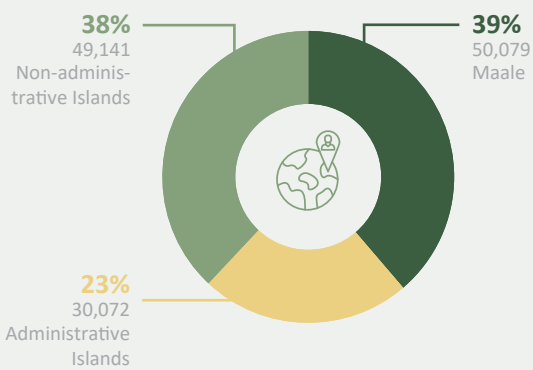
Resident Maldivian




International migrant labour force

Resident Foreign


Migrants in the labour force



Industry



Nationality



Type of Living Quarter

