



ECONOMIC CENSUS 2022

An analysis from Economic Census 2022



Maldives Bureau of Statistics
Ministry of Housing, Land & Urban Development





Economic Census: Basic Findings

An analysis from Census 2022



Maldives Bureau of Statistics (MBS) is the National Statistical Office of the Maldives and we provide the public with reliable and timely statistics and cater to all data demands nationally and internationally.

We publish all our census and survey data on <http://statisticsmaldives.gov.mv>.

We have been serving the data needs of the public for more than 40 years and will continue in doing so as per our Statistics Act 16/2021 endorsed by the President of Maldives.

Copyright © 2024

Written by: Mr. Arthur Johannes Giesberts
Ms. Sajida Ahmed
Proof Read by: Ms. Aishath Hassan
Layout design by: Ms. Aminath Musfiqa Ibrahim
Photography: Blinx Media Group

All rights reserved.

The document or extracts from this publication may, however, be freely reviewed, quoted, reproduced or translated, in part or in full, provided the source is given due acknowledgement. The views expressed in this publication are those of the author(s).

TABLE OF CONTENTS

FOREWORD-----	8
ACKNOWLEDGEMENT-----	10
INTRODUCTION-----	12
NUMBER OF ESTABLISHMENTS-----	14
ESTABLISHMENTS BY INDUSTRY-----	16
ESTABLISHMENTS BY AGE CLASS-----	18
ESTABLISHMENTS BY NUMBER OF WORKERS-----	20
NUMBER OF WORKERS-----	22
NUMBER OF WORKERS BY ATOLLS-----	24
NUMBER OF WORKERS BY GENDER AND INDUSTRY-----	26
WAY FORWARD-----	27

LIST OF FIGURES

Figure 1: Number of establishments by atoll-----	14
Figure 2: Percentage of establishments by industry -----	16
Figure 3: Percentage of establishments by industry -----	18
Figure 4: Percentage of establishments by size class (Number of workers) -----	20
Figure 5: Percentage of workers by industry -----	22
Figure 6: Number of workers by atolls -----	24
Figure 7: Percentage of workers by gender and industry -----	26

FOREWORD

The Population and Housing Census of Maldives stands as the most extensive national statistical undertaking, offering a highly comprehensive source of data on the population and households. Maldives has been conducting censuses since 1911 with the first modern census conducted in 1977. Censuses were conducted every five years since between 1985 and 2000. The 2005 census was postponed to 2006 due to tsunami of 2004, resulting in an eight-year gap between the last two censuses. During 2022, it was decided to conduct Economic Census together with the Population and Housing Census as it had advantages in implementation and financing aspects for the Bureau.

This series of statistical releases aim to provide an in-depth view of what is behind the census figures, shedding light on the fundamental population issues that underlie them. It is our goal to enhance the understanding of population and development issues within the country, providing a comprehensive view of the data. Additionally, the census plays a crucial role in reporting on numerous SDG indicators by providing essential updates and with necessary disaggregation of data.

I extend my heartfelt gratitude to all individuals and organisations whose contributions made it possible for us to present the census findings to the public. Special thanks are due to United Nation Population Fund (UNFPA) for providing financial support throughout the process and for facilitating the technical input from consultants, whose expertise and guidance were invaluable in successfully completing these releases. I would like to start by thanking Mr. Andreas Kutka and Mr. Peter Bruekmann for the continuous support they provided our team for the implementation of the census, from designing stage to the release of census preliminary results. My thanks go out to Mr. Arthur Johannes Giesberts from Thw World Bank, for overseeing the progress of this report, and guiding the chapter writer throughout the process. Lastly, the success of this census releases owes much to the tireless effort and dedication of the Maldives Bureau of Statistics staff, and I take this moment to express my sincere appreciation to each and every one of them.

This information is accessible through our website www.statisticsmaldives.gov.mv. We believe in the dissemination of reliable statistics in an unbiased manner to the general public. We encourage data users to utilize the Census results effectively, promoting a culture of decision-making in the country.

I am hopeful that the information in this Release and other subsequent census related publications, would be very useful for evidence based decision-making and formulation of policies and plans. Both the national and local level could use the census information to define service areas, identify current requirement of services and infrastructure, and future demands. Further, it would serve as the basis for measuring progress towards the achievement of key national targets as well as other time-bound targets of the country as we undergo a new phase in administration.

Aishath Hassan
Chief Statistician

Maldives Bureau of Statistics
Ministry of Housing, Land and Urban Development

ACKNOWLEDGEMENT

The conduct of the 2022 Population and Housing Census of Maldives entailed nationwide coordination and collaboration. The Maldives Bureau of Statistics (MBS), would like to take this opportunity to express our sincere gratitude to all the agencies and individuals who contributed immensely to the success of the Census.

We are truly indebted to the United Nations Population Fund (UNFPA) for the immense support provided throughout the process, from census planning stage to the publication of these census Releases. We would also like to extend our sincere gratitude to UNICEF, UNDP, ADB, World Bank, PARIS21 and IOM for their support in the implementation of a successful census. Our sincere appreciation also goes to Ministries, Agencies, CSOs for their cooperation and contribution to complete the census operation across the country. We are indeed grateful to City Councils, Atoll Councils, Island Councils, Atoll Census Managers, island census focal points for their support and leadership in ensuring the successful completion of census in their respective communities. We would like to convey our sincere appreciation to the government for funding and providing other financial support when needed. We would like to thank Maldives Police Services for arranging security services during the entire enumeration process, MTCC for transport arrangement and local media for their coverage and dissemination of census announcements in a timely manner.

We also wish to acknowledge and earnestly thank the enumerators and supervisors for their hard work and sincerity. Supervisors and enumerators worked from the early hours of the morning till late in the evening during the census enumeration period. The commitment and dedication shown by the supervisors and enumerators are exemplary and inspiring. We would like to sincerely thank the general public for the unprecedented support and cooperation extended to the census supervisors and enumerators during the enumeration. The support and enthusiasm displayed by the general public were heartfelt and gratifying. published.

INTRODUCTION

INTRODUCTION

The Maldives Bureau of Statistics (MBS) conducted an Economic Census in 2022. During the census Malé and all Atolls were canvassed by 3,974 enumerators including officials, to identify and register all formal economic activities in the non-financial, financial and non-profit sector¹.

All production units, establishments and households engaged in registered economic activities for the given reference period were covered. In other words, “formal” establishments which includes; registered companies, establishments/subsidiaries of registered companies, privately owned establishments other than the two previous ones and households with registered market production are covered. Also, State-owned enterprise (if funds are separated and run as a separate entity) are also included in the economic census.

This release covers some of the main findings of establishments from the economic census. More comprehensive results can be found in the corresponding data table.

MBS would like to thank the business community for their cooperation and the World Bank for supporting the census. The results of the census will be used for further analysis and to populate the Statistical Business Register (SBR) which serves as a foundation for all economic statistics in the upcoming years.

¹ The Government sector and the Household sector were excluded as better data source are available already.

NUMBER OF ESTABLISHMENTS

NUMBER OF ESTABLISHMENTS

Business units that are registered and carrying out any income generating activity, with or without a premise or a name board, can include NGO, state-owned enterprise (if funds are separated and run as a separate entity) are considered as an establishment in the economic census.

The fieldwork has resulted in the identification and registration of 14,507 establishments. Close to half of the establishments (6,181) is based in Maale (43%). The remaining establishments are scattered over the 20 Atolls, often correlating with the population size of the Atoll.

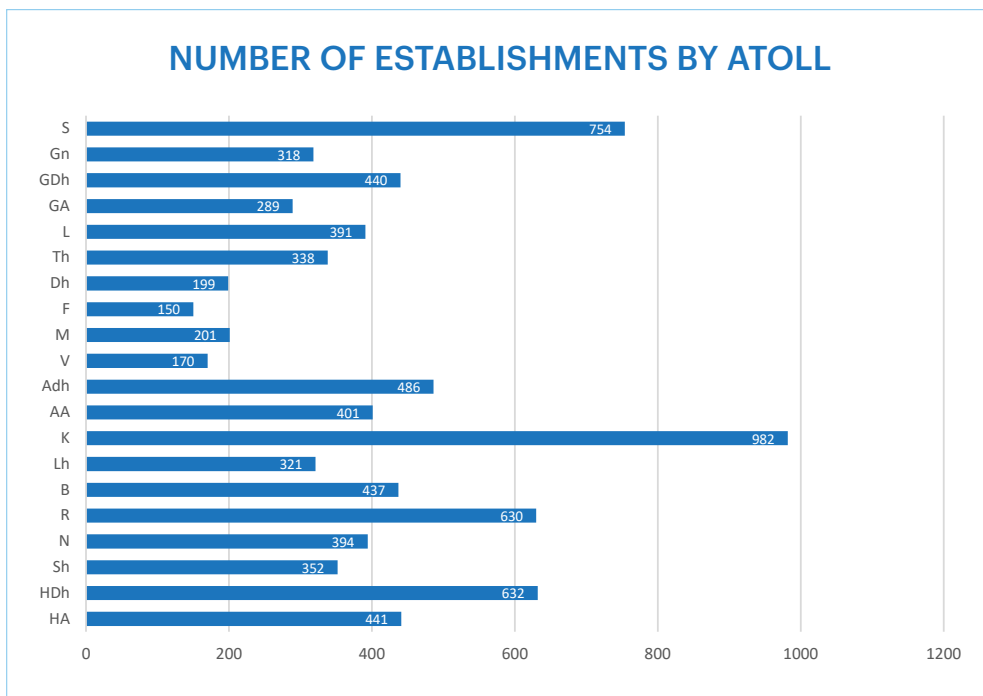


Figure 1: Number of establishments by atoll

“Close to half of the establishments are in Maale,
The remaining establishments are in the Atolls”

ESTABLISHMENTS BY INDUSTRY

ESTABLISHMENTS BY INDUSTRY

Trade (44.8%) is the most common industry on the Maldives, followed by Accommodation and food service (15.9%) and by Manufacturing (9.4%). The other establishments are scattered among production and service industries, among which other service activities (4.1%), Construction (2.6%), Education (2.2%) and Professional (2.2%) and Administrative (1.8%) services are the largest ².

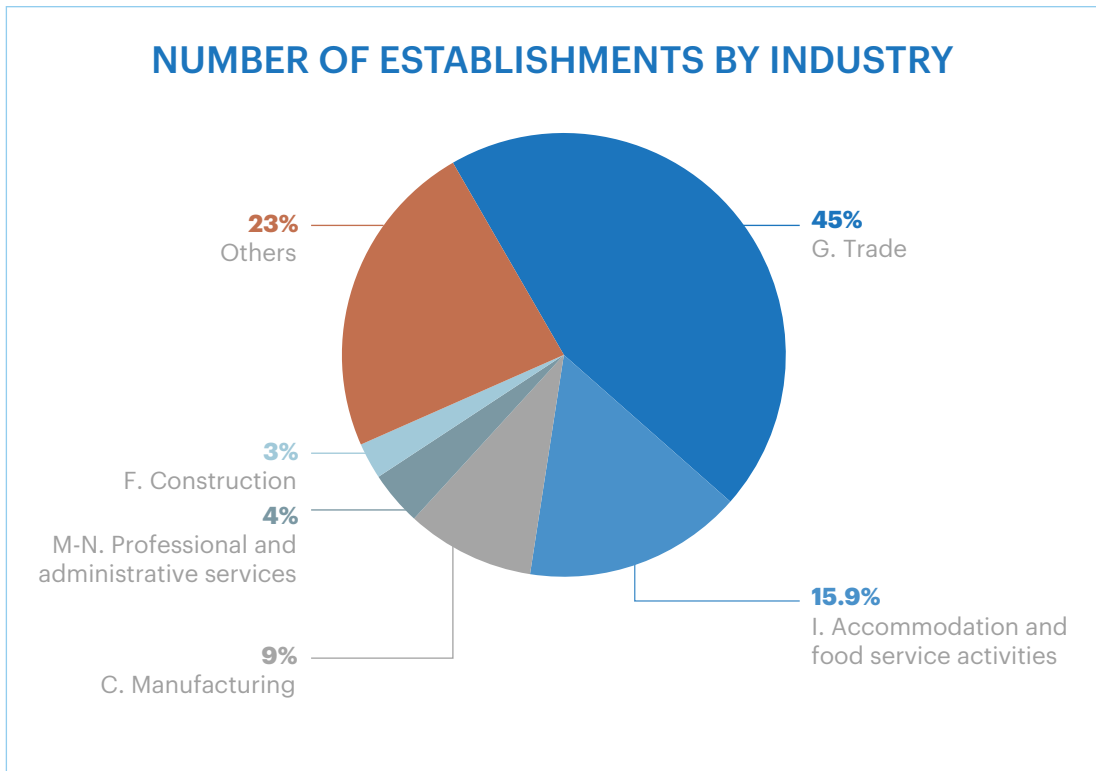


Figure 2: Percentage of establishments by industry

“In Administrative islands, trade is the most common industry in the Maldives”

² Obviously, transport is also an important industry, but in the Maldives important parts of transport are either government based or secondary activities of other organizations.

ESTABLISHMENTS BY AGE CLASS

ESTABLISHMENTS BY AGE CLASS

Most of the identified establishments (48.1%) exist more than 5 years. About a fifth (21.7%) exists 3-5 years and another fifth (19.2%) is recently established. For the remaining part of the establishment (11.1%) the age class was not stated, which in quite some cases it may mean that it exists quite some years already.

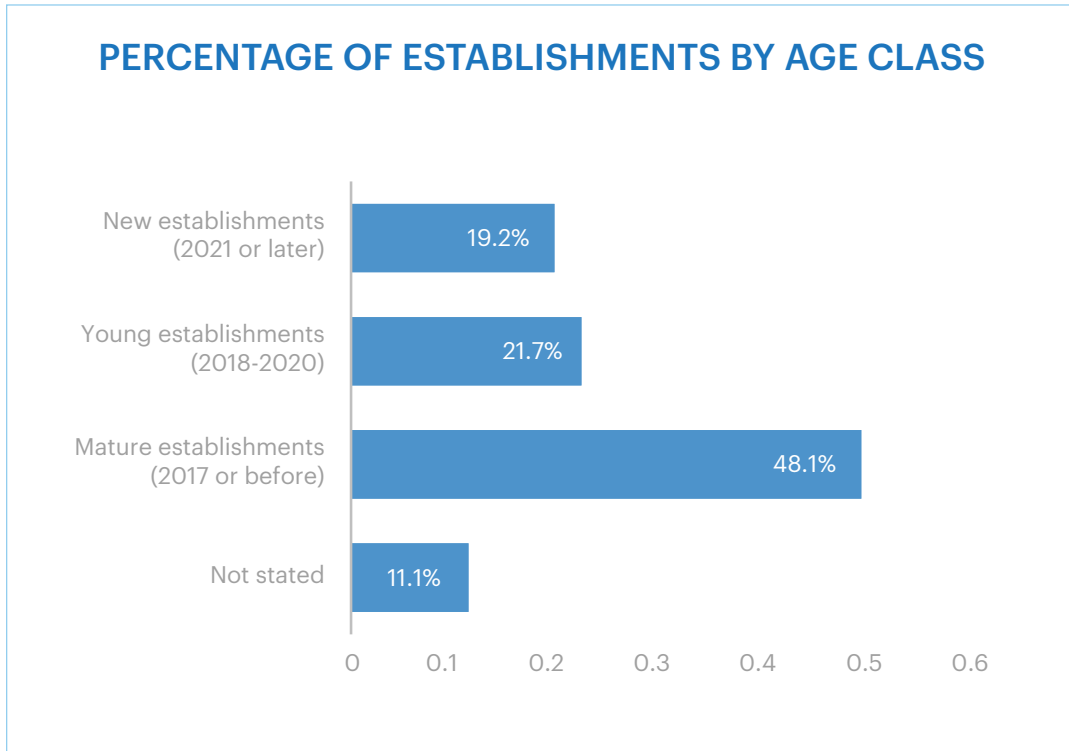


Figure 3: Percentage of establishments by industry

“Most of the establishments in Administrative islands exist for more than 5 years”

ESTABLISHMENTS BY NUMBER OF WORKERS

ESTABLISHMENTS BY NUMBER OF WORKERS

The majority of establishments are micro establishments that count with 1 worker (19.4%) or less than 5 workers (44.3%). About a fifth of the establishment is small with either 5-9 workers (19.9%) or 10-19 workers (8.9%). The number of establishments with 20-49 workers (4.0%) is small and the number of large establishments with 50 or more workers is even smaller (2.2%).

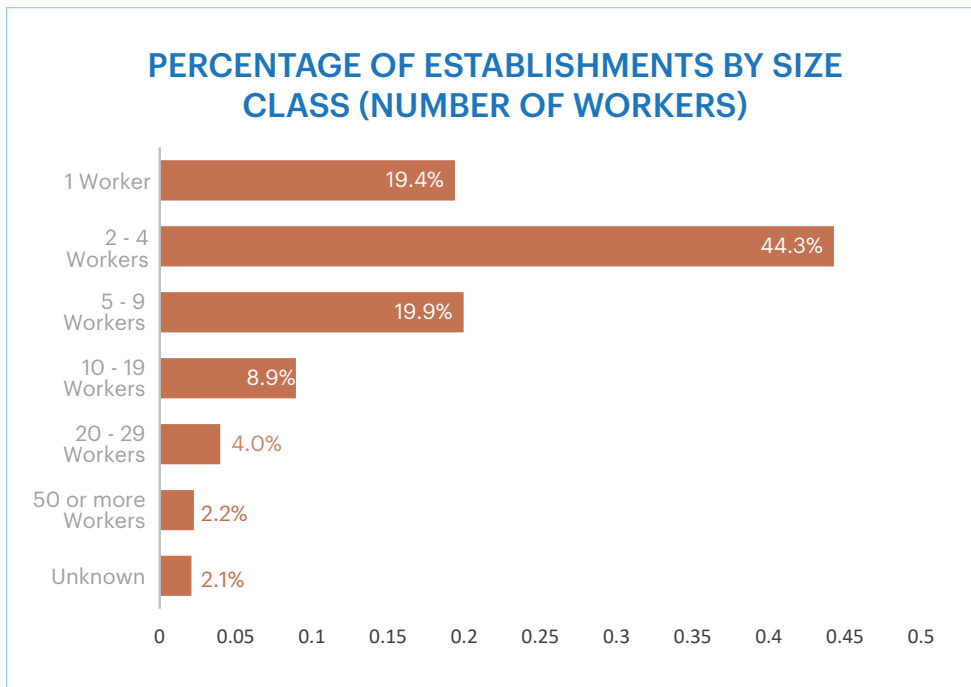


Figure 4: Percentage of establishments by size class (Number of workers)

“Majority are micro establishments that operate with less than 5 workers”

NUMBER OF WORKERS

NUMBER OF WORKERS

Number of workers in an establishment comprises all permanent/temporary and paid/unpaid workers directly associated with production/servicing process. Also include employees posted overseas for less than one year.

An important group of findings of the establishments is related to the number of workers. Almost half of the reported workers (48%) is Maldivian. The rest is foreign (44%) or not stated³ (9%).

Within the census 133,820 workers were reported⁴. The largest group of workers is active in Accommodation and food service industry (35%) followed by the Trade (23%).

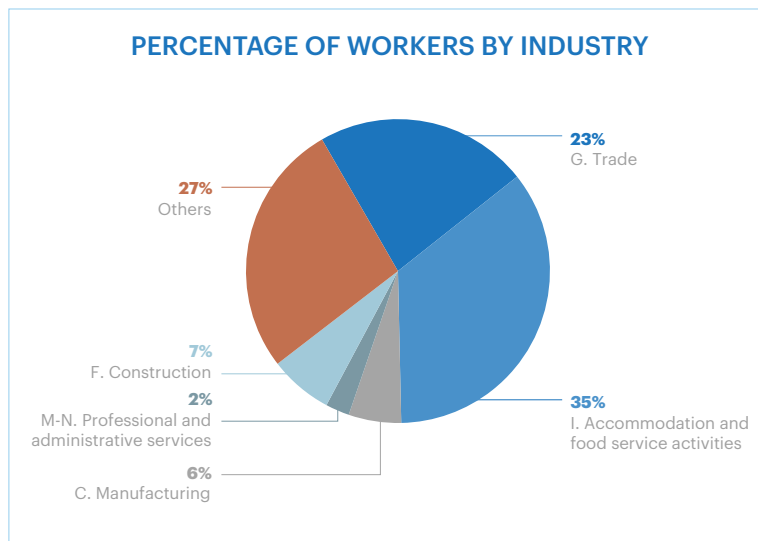


Figure 5: Percentage of workers by industry

“Almost half of the reported workers in Administrative islands are Maldivians and most are active in Accommodation and food service industry”

³ If not stated, then most often part of the workers was Maldivian and part was foreign but the exact distribution was not known to the respondent.

⁴ Please note that this doesn't include government, the household sector.

NUMBER OF WORKERS BY ATOLLS

NUMBER OF WORKERS BY ATOLLS

The majority of the workers (43%) works in establishments that are based in Malé. The rest of the workers (57%) is fairly scattered over the other Atolls, among which the K Atoll accounts by far for the most workers with (19%) of the total.

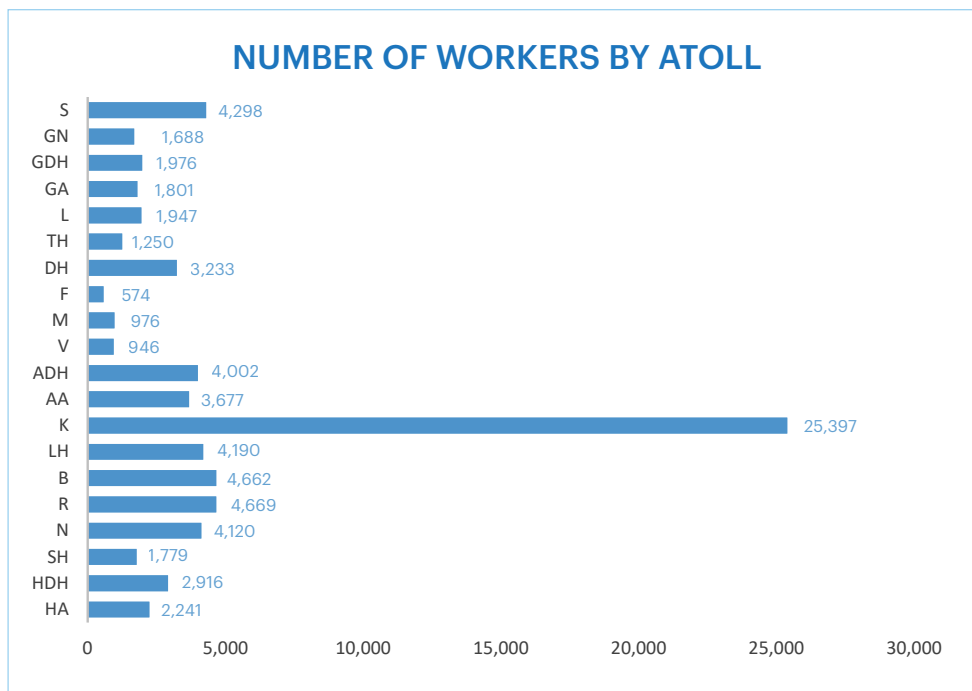


Figure 6: Number of workers by atolls

“K Atoll accounts by far for the most workers with (19%) of the total”

NUMBER OF WORKERS BY GENDER AND INDUSTRY

NUMBER OF WORKERS BY GENDER AND INDUSTRY

The majority of the reported workers are male (73%). About a fifth (19%) is female or not stated⁴ (9%). Industries with high percentage of female workers are establishment that are active in Education or in Health.

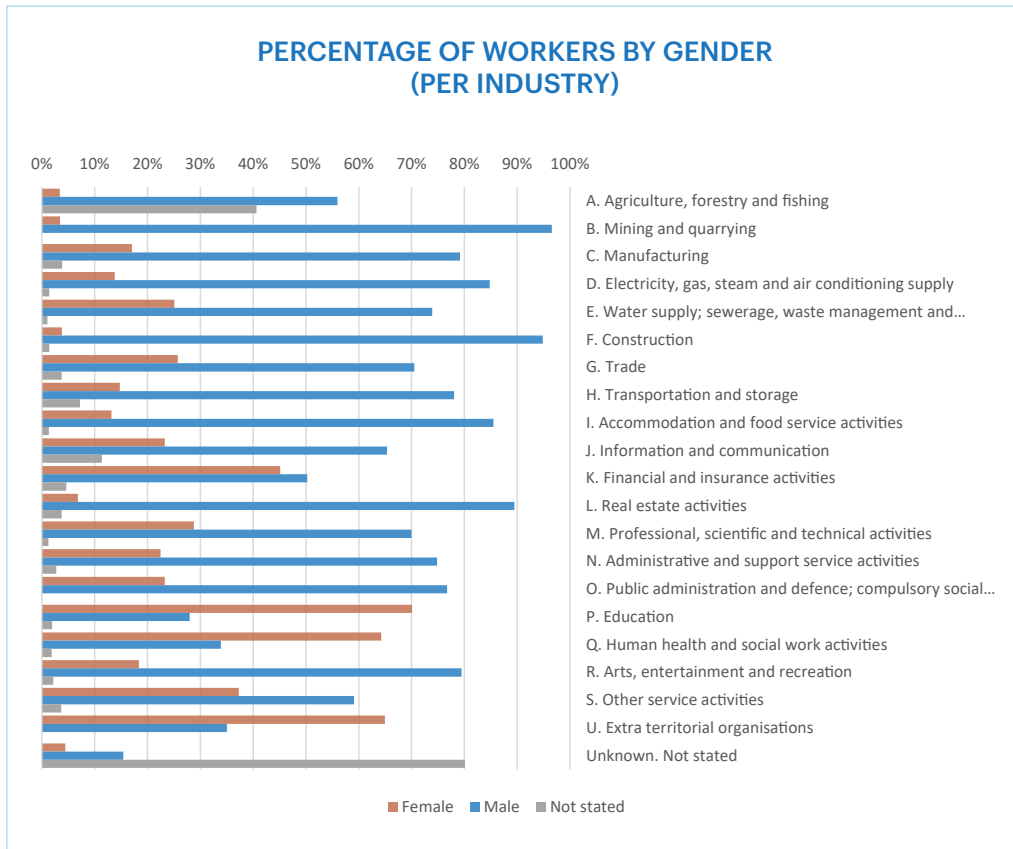


Figure 7: Percentage of workers by gender and industry

“High percentage of female workers are establishment that are active in Education or in Health”

⁵ If not stated, then most often part of the workers was male and part female but the exact distribution was not known to the respondent.

WAY FORWARD

The census data will be combined with administrative data sources and the results of the household census and related survey. This is necessary to improve the coverage of economic activities that are harder or impossible to find during an establishment census as they don't have a fixed or permanent location. Examples of these activities are small construction establishments, transport and business services.

All available data sources will be combined into a Statistical Business Register. This SBR is the backbone for all economic statistics in the upcoming years. It will be used for sampling and for grossing up or weighing of survey results. Examples of these economic statistics are price statistics, annual and quarterly business statistics and national accounts.

Apart from the findings of the establishment census, it also has another important output as extensive use was made of digital technology and modern lean methodologies. The positive experiences gained will be used by MBS to shape, conduct and publish results of future economic surveys. The next major survey in which this will be applied



MALDIVES BUREAU OF STATISTICS

Ministry of Housing, Land and Urban development
Dharul Eman Building (7, 8, 9th Floor),
Majeedhee Magu,
Maafannu,
Male 20345,
Republic of Maldives

info@stats.gov.mv
<http://statisticsmaldives.gov.mv>



statsmaldives