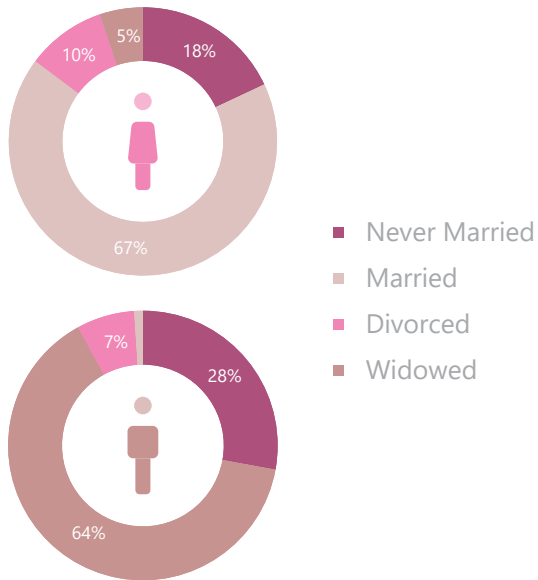


# Nuptiality and Fertility in The Maldives

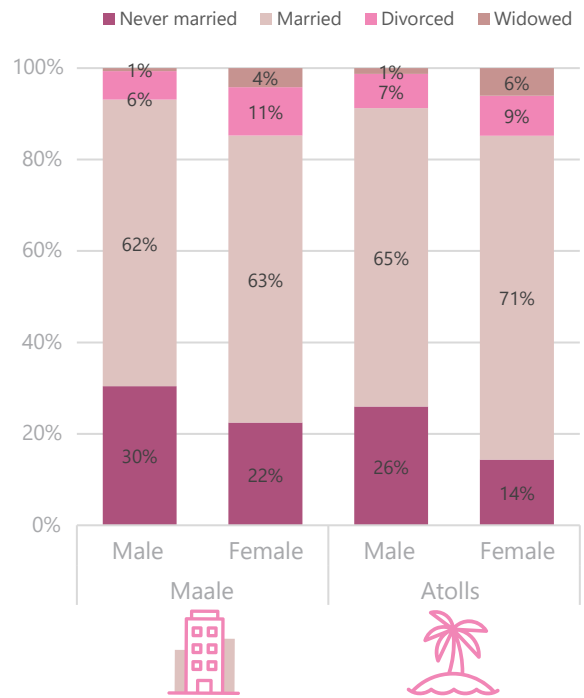
Census 2022

Covers resident Maldivian Population 15 years and over. **135,240** male and **131,292** female.

## Marital Status by Sex



## Marital Status by Locality



## Singulate Mean Age at Marriage (SMAM)



Nationally, the Mean Age at Marriage reveals a consistent pattern in the Maldives, with males, on average, marrying at a later age (**27.3** years) compared to females (**23.5** years).



**27.5**  
Male

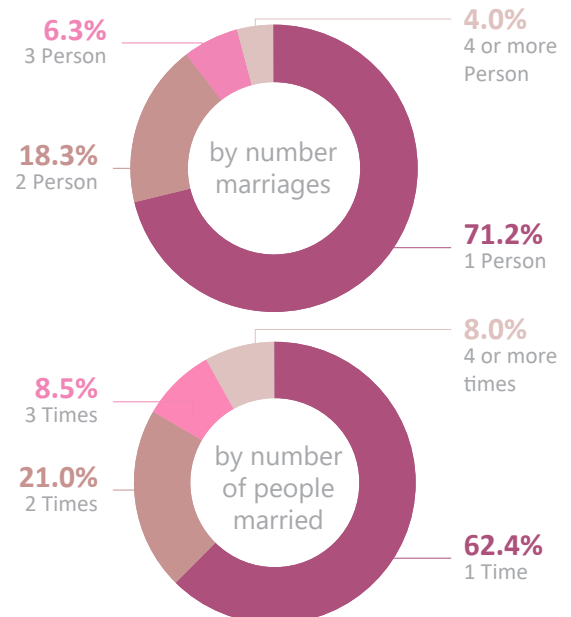
**24.7**  
Female



**27.1**  
Male

**22.2**  
Female

## Ever-Married Population

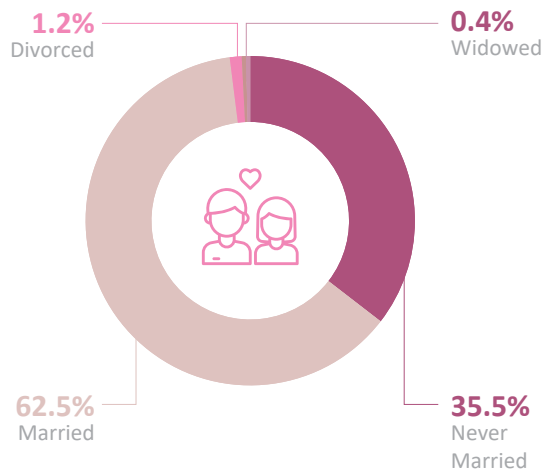


# Nuptiality and Fertility in The Maldives

Census 2022

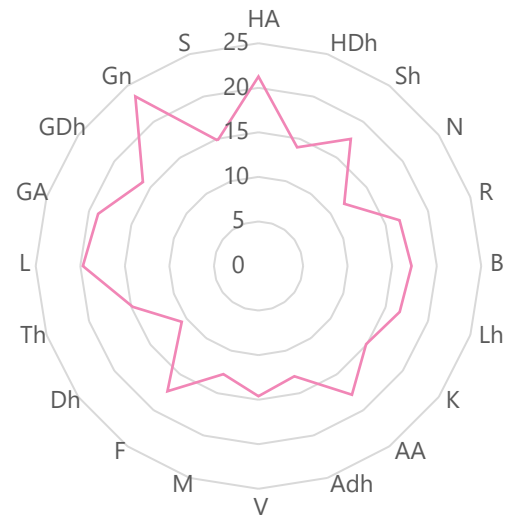
Covers resident Maldivian Foreign population 15 years and over.

## Marital Status of Resident Foreign Population



## Crude Birth Rate (CBR)

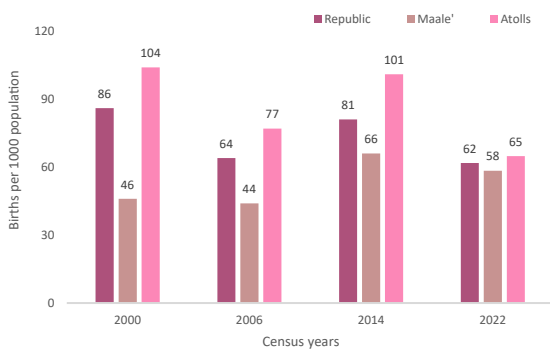
The Crude Birth Rate (CBR) in the Maldives was documented at **17 births** per 1,000 population.



## General Fertility Rate (GFR)



**62** births per 1,000 women  
General Fertility Rate



The General Fertility Rate (GFR) reflects a noteworthy decrease of **19** births per 1,000 women aged 15-49 compared to Census 2014.

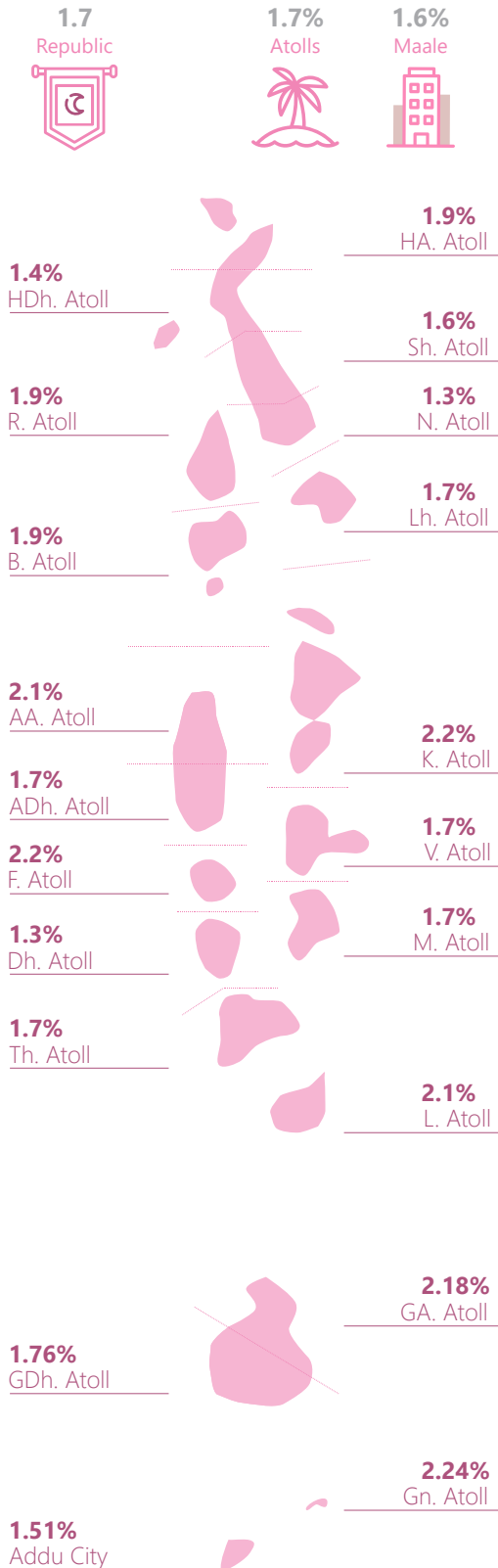
## Age Specific Fertility Rate (ASFR)



# Nuptiality and Fertility in The Maldives

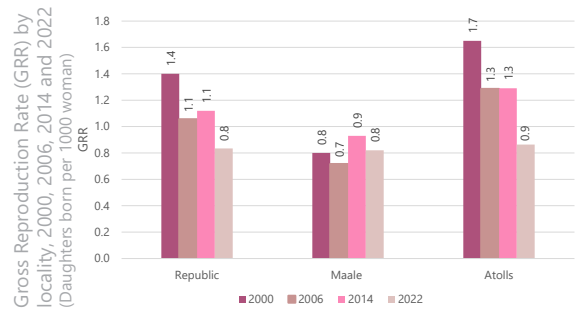
Census 2022

## Total Fertility Rate (TFR)



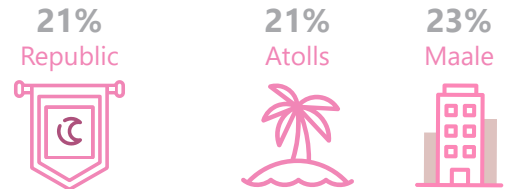
## Gross Reproduction Rate (GRR)

**0.8**  
Gross Reproduction Rate

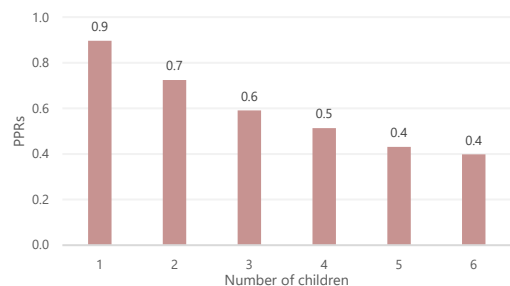


## Age at the birth of first child

Mean Age at the birth of first child by locality



## Parity Progression Ratios (PPRs)



First bar women who have had 1 child, the PPR is 0.9. This means there is a 90% probability that a woman who already has one child will go on to have another child and for women who have had 2 children (second parity/bar), the PPR is 0.7, indicating a 70% chance of having a third child and so on.

