

# In-depth Analysis of Informality and Informal Employment in the Maldives:

Census 2022

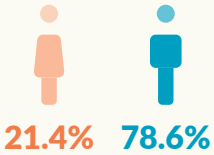
## Size of Informal Employment

Resident Population

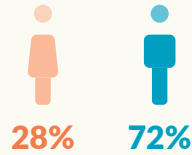


While **120,062** workers are in informal employment, **180,360** are in formal employment.

### Informal Employment



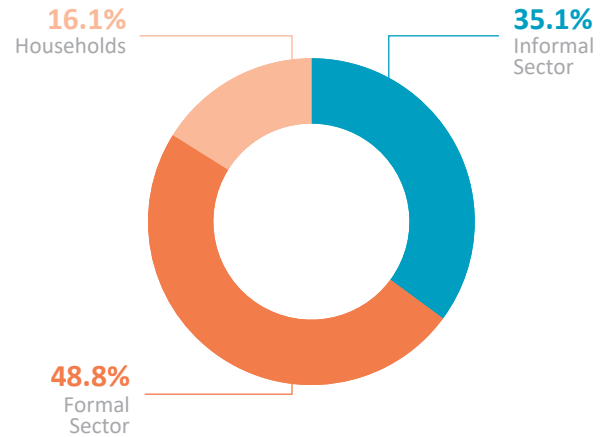
### Formal Employment



Men dominate both informal and formal employment.

## Production Units in Informal Employment

Sectors



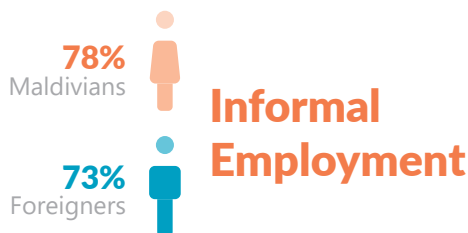
### Informal Employment



## Maldivians and Foreigners in Informal Employment



A striking share of **62.1%** of informal employment is foreign workers while only **37.9%** are Maldivians. However, a significant variation occurs between women and men.



## Informal Employment in Atolls



**51.3%**  
Highest in Fuvahmulah City

**26.9%**  
Lowest in Dhaalu Atoll

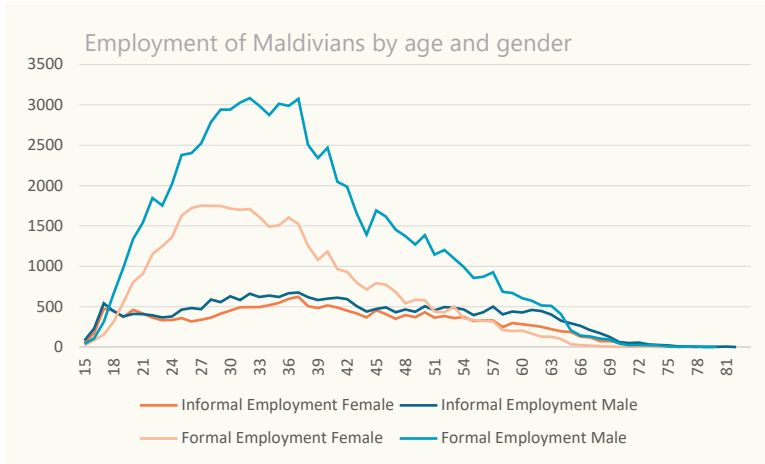
The exposure of women to informal employment peaks in Shaviyani atoll at **46.8%**.

The men's exposure to informal employment peaks in Gnaviyani atoll at **56.2%**.

# In-depth Analysis of Informality and Informal Employment in the Maldives:

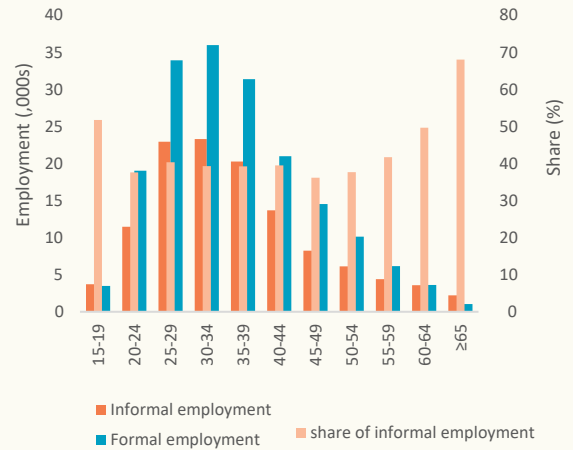
Census 2022

## Informal Employment Across Age Groups



The employed population in Maldives in informal and formal employment experiences a significant leap at **25-29** year age group, reaching a peak at **30-34** years, and slightly declining at **35-39** years. Beyond that, it decreases significantly.

Total Informal and formal Employment & share of informal employment within age bands



## Educational Attainment in Informal Employment

Resident Population



People working in both informal and formal work, **secondary** education leads

**29,881**  
Informal  
Employment

**54,172**  
Formal  
Employment



**18.7%** of those holding degree and above are also in informal employment.

Maldivians

Primary Education

Certificates/Diploma

**33%**  
Atolls

**13%**  
Maale

**10%**  
Atolls

**20%**  
Maale



## Industries within Informal Employment

Republic



In informal employment, **construction** industry is most prominent with over **31,000** workers.



For each construction worker in formal employment, approximately **3** construction workers are engaged in informal employment.



**Trade, manufacturing, agriculture and fishing and accommodation and food services** also have significantly high informal employment.



The share of informal employment is highest in activities of households, occupying **95.3%**

# In-depth Analysis of Informality and Informal Employment in the Maldives:

Census 2022

## Occupations in Informal Employment



Informal employment is lead by **craft and related trade workers** accounting for over **32,000** people. This category includes, bakers, pastry cooks, tailors, carpenters, other craftsmen, etc.

**26.8%**  
Craft & related workers

**23.8%**  
Elementary Occupations

Craft related work (Maldivians)



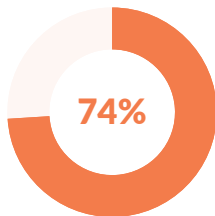
Skilled agriculture and fishery (Maldivians)



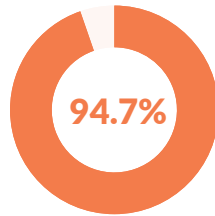
## Employment Status in Informal Employment

Employees

Informal Employment



Formal Employment



The employment status in both informal and formal employment is lead by Employees.

Share of employees in total informal employment



Within total informal employment of **women**, **47%** are employees, while about **45%** is occupied by own account workers.

## Work hours in Informal Employment

Average daily working hours (Republic)

